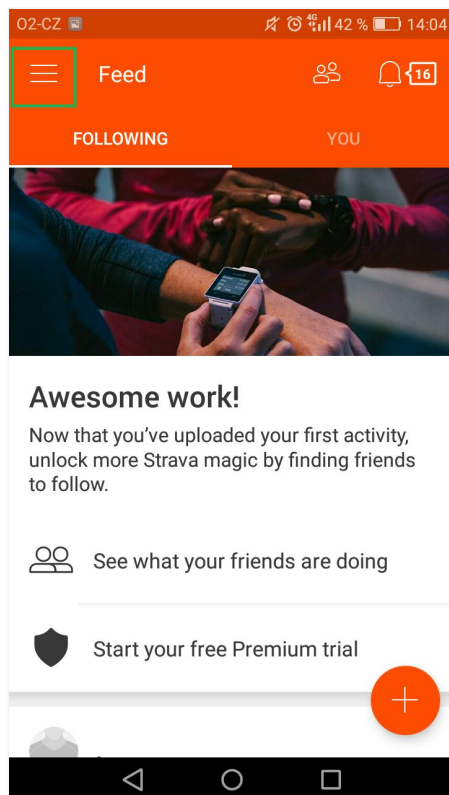
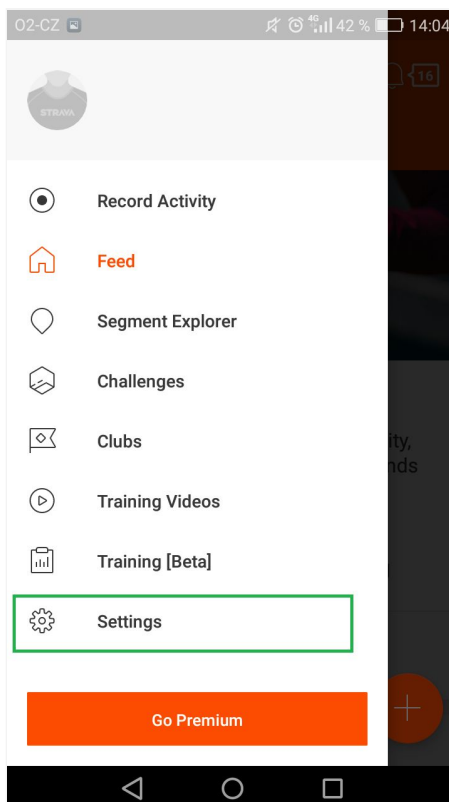


# Návod na propojení Garmin se Strava

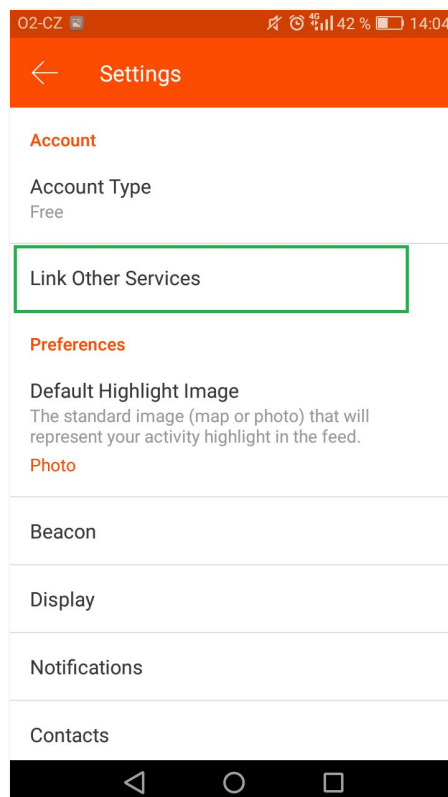
1) Otevřete menu v levém horním rohu




2) Zvolte **Settings**.




### 3) V Settings zvolte **Link Other Services**




### 4) Zvolte **Connect a device to Strava**



5) V seznamu zařízení zvolte **Garmin**



5) V otevřeném potvrzení o propojení klikněte na **Connect Garmin**



## 6) Přihlaste se účtem, který používáte v aplikaci Garmin Connect

02-CZ 25% 11:51

← Garmin Connect

sharing your information with Strava?

By connecting with Strava, you agree to share information from your Garmin Connect account to enhance your experience with Strava. This may include activities, location, heart rate and related metrics, calories burned and other health data.

You can revoke this consent and disconnect from Strava at any time in your Garmin Connect settings.

[Strava Privacy Policy](#)

Email

Password ([Forgot?](#))

Sign In  Remember Me

## 7) Potvrďte propojení mezi Garmin Connect a Strava kliknutím na **I Consent**

02-CZ 25% 11:52

← Garmin Connect

Do you consent to Garmin Connect sharing your information with Strava?

By connecting with Strava, you agree to share information from your Garmin Connect account to enhance your experience with Strava. This may include activities, location, heart rate and related metrics, calories burned and other health data.

You can revoke this consent and disconnect from Strava at any time in your Garmin Connect settings.

[Strava Privacy Policy](#)

I Consent

I Do Not Consent

8) Máte hotovo. Úspěšně jste propojili aplikaci Strava s Garmin Connect. Do nastavení se vrátíte kliknutím na **Done**.

